

ROCHESTER HATCHERY

A Division of Kamlah Farms
and Hatcheries

2026



WWW.ROCHESTERHATCHERY.COM
CUSTOMERSERVICE@ROCHESTERHATCHERY.COM
9420 - 109 Street, Westlock AB T7P 2R4
TEL: (780) 307-3622 FAX: (780) 307-3623
TOLL FREE: 1-888-698-3965



Fellow Poultry Enthusiasts,

As we reflect on the year as a family of five, in our house one word repeatedly comes to mind. That word is GRATEFUL. Grateful for each other, our amazing staff, our loyal and supporting customers, all the wonderful communities across Canada, and our freedom. Throughout the year, we have collectively and successfully stood through numerous challenges, like Avian Influenza, which present on-going threats to today's chicken producer and industry. Together, Kamlah Farms and Hatcheries are grateful for our vet team and staff that have gone to all levels to keep our farm and hatcheries clean from threats to ensure you are provided with a safe, quality bird for your family and customers.

Looking back on 2025, we are extremely grateful that the pieces have fallen into place. This past season was one for the books with an increase in sales and a decrease in problems! Your feedback is important to help us evaluate and implement changes for the season ahead to serve you better. As we look forward to 2026, we know there will be a new set of challenges, but one thing that will remain the same is our commitment to provide healthy, disease-free, strong chicks treated with the highest level of care. Genetics and breeder health are considered from the start. It does not stop there, though! Handling the eggs, hatching the chicks, and ensuring your needs are met are consistently reviewed. We know you come to us with a high level of trust to provide you with a high-quality chick. Your positive feedback on your enjoyment with our first year of hatching guinea fowl has ensured availability for 2026. *Check out the availability on selected hatch dates!* Your early order commitment allows us to review scheduling and adapt accordingly.

Kamlah Farms and Hatcheries is a Canadian, family business, and it gives us immense pride to provide your family with your poultry needs for the 2026 season. We thank you for your business and look forward to 2026.

Gratefully yours,



TERMS OF SALE

- 1)** Shipping date requested is only approximate, and we do our best to accommodate. Actual shipping date will be listed on your order confirmation. Unless otherwise notified, please arrange to pick up your chicks immediately upon arrival. Due to fluctuations in hatchability, there are times when we may need to revise shipping dates of orders. We will notify you if this affects you.
- 2)** We expect 100% live arrival of all chick orders. Extras are packaged with all shipments in case of minor mishaps in shipping. The purchaser or agent is required to examine the birds and must report any mortalities or other problems to the Hatchery within 24 hours of arrival. All third-party transport claims are to be submitted by the Hatchery.
- 3)** We will compensate losses incurred during the first 7 days from arrival (excluding extras), up to 10% of the original quantity ordered, providing that our recommended care guide for poultry is followed. Losses over 10% of any individual breed OR after the 7 days of shipment must be accompanied by a Government Veterinary lab report (not paid for by the hatchery) indicating that the loss was a result of poor-quality chicks provided. A livability report, reflecting losses, must be returned to us within 10 days of arrival. Dual purpose and heritage 'Packages' are considered one breed when calculating the 10%.
Split orders between customers do not qualify for our guarantee.
- 4)** We guarantee 85% accuracy of sexed orders. Unsexed orders are shipped as is, and we cannot be responsible for rooster to hen ratio; however, the ratio in smaller orders of chicks often tends to be uneven.
- 5)** We cannot guarantee that all the Heritage Breeds conform to their breed standards, nor can we guarantee the ratio of males to females. *Heritage breeds are sold unsexed only!*
- 6)** In all cases we will only be responsible to the extent of the invoiced price of the poultry to the original purchaser only. We will not be liable for any consequential or incidental damages. We cannot assume responsibility for any disease outbreak after the chicks leave our premises.
- 7)** We warrant that the poultry described in the order will be in good condition, so far as can reasonably be determined, at the time of delivery by us. Established flock control, egg selection, production, and handling methods (including established sanitary and disease control standards) generally accepted in the industry, are in place. It is understood, agreed and considered reasonable that THERE ARE NO WARRANTIES, EXPRESSED OR IMPLIED, WITH RESPECT TO THE POULTRY OTHER THAN THOSE SPECIFICALLY STATED IN THIS AGREEMENT, AND SELLER SPECIFICALLY DISCLAIMS ANY WARRANT OF MERCHANTABILITY OR FITNESS OF THE POULTRY.
- 8)** By acceptance of the poultry, the buyer acknowledges that the limitations and disclaimers herein set forth are conditions of the sale, and constitute the entire agreement between the parties regarding warranty or other liabilities and the remedy therefore.
- 9)** All orders are F.O.B. Hatchery.

KEYS TO BIOSECURITY ON YOUR FARM

1. Purchase your chicks from federally registered hatcheries.
2. Have a clean and disinfected facility.
3. Be clean and showered with clean clothes, especially if you have been off your premises.
4. Do not house baby chicks in the same building as adult birds. Always attend to the youngest birds moving up to the oldest, changing coveralls and cleaning & disinfecting footwear between. Keep a pair of boots for poultry barn use only.
5. Know who your visitors are and where they come from. If they have birds of their own, they should not enter your premises without having showered and changed.
6. Offer your visitors some clean coveralls and boots if they must enter your bird area.
7. If you have a bird that appears sick or dies under unknown circumstances, submit it to your veterinarian for examination or referral to the provincial government laboratory for testing.
8. Keep your facility clean and utilize one or more methods of rodent control.
9. Be sure that all equipment, whether new or used, is cleaned and disinfected prior to use.
10. It is best to only bring day-old chicks or hatching eggs onto your premises. Older birds are more likely to carry disease, even if they appear healthy. Responsible growers will practice good biosecurity themselves and will operate a "closed flock" meaning they do not introduce older birds to the flock.

PREPARING YOUR BROODER ROOM

BEFORE YOUR CHICKS ARRIVE: *At least a week before your chicks arrive*, not the night before, prepare your coop: Thoroughly clean and disinfect your brooder area from top to bottom, including all feeders, waterers and brooder lamps, all the equipment, walls, ceiling and floor. We recommend VIRKON for disinfecting. Allow the area to dry completely to avoid mold.

***PRE-WARM THE AREA FOR AT LEAST 24-48 HOURS BEFORE THE CHICKS ARRIVE!** Check temperature at chick height. Check for cold spots and drafts and eliminate drafts by repairing windows and doors. Plastic is no substitute for insulation! Do not seal off all air flow either. Good ventilation is essential for a dry brooder house and healthy chicks! Ensure area surrounding your brooder is also warm - around 75°F/24°C. Check that all your equipment is ready and working. Night-time lows can be deceiving, using a high-low thermometer will eliminate a lot of heartache by enabling you to check the night-time temperatures.

***DO NOT USE NEWSPAPER!** Use an absorbent bedding like wood shavings 2-4 inches thick. Make the surface as level as possible especially for turkeys who may fall into a dip and not be able to right themselves.

***THE WATER NEEDS TO BE COLD SO THE CHICKS DO NOT CLIMB INTO IT.** Put out the feed but hold off on putting the water out until just before the chicks arrive. For the FIRST DRINK ONLY you may add 1 cup of sugar per gallon of water to give them a good start. It is a good idea to dip each bird's beak before releasing the birds. Feed and water must be within the comfort zone of the chicks and available for the chicks at all times. Clean waterers daily and place them on slatted or wire platforms so birds will be kept away from the wet floor. A good crumble, not pellets or mash, will encourage uniform distribution of nutrients and give the chicks a good start.

***PROVIDE FRESH WATER DAILY.** If you are adding anything to their water, such as Poul-Vite vitamins, be sure to mix it fresh daily.

Do not use vitamin supplements that contain sodium for baby chicks!

**Feed 20% protein chick starter for 3 weeks for broilers, 8 weeks for layers. Turkeys and Bantams, should get a 25% - 28% turkey starter for 8 weeks. Then change to a 16% - 20% poultry grower. This can be mash or crumbles. During the growing period, unvaccinated chicks should have a coccidiostat in the feed. If mixing your own feed, be sure to use a poultry supplement concentrate. Do not dilute a complete feed.*

BROODER SET UP

Set up your equipment as shown in the picture. Use 18" cardboard brooder guard to make a circle that provides approximately 0.5 sqft/chick. Use 20 ft of brooder guard for 50 birds; 25 ft for 100 birds; 30 ft for 150 birds; and 35 ft for 200 birds.


Use one, 250W red heat bulb for every 50 birds; ensuring that you have a safe and reliable power source. A 4-bulb brooder with a thermostat is best, since it can be adjusted to regulate the temperature. Turn more bulbs on as required to maintain the temperature and provide a back up heater as necessary.

Start your heat lamps 18" from the floor. Use two, 2" feeders and one, 1 gal fount for every 50 birds. The chicks should not require the brooder guard after 7 - 10 days. The area allowed for the chicks should be increased after 2 weeks by 50% and further after four weeks.

Pay special attention to the TEMPERATURE!

Ambient or room temperature should be maintained at 24°C (75°F) for 24 hour temperature control and avoiding those nasty night-time lows!

Here is a very simple, yet complete set up in which to start out your baby chicks



TYPE OF BIRD	STARTING FEED	NUMBER OF WEEKS ON STARTER	WATER ADDITIVE (1/2 TSP/GAL OF WATER)	STARTING BROODER TEMPERATURE
LAYERS DUAL PURPOSE HERITAGE WESTERN RUSTIC	20% CHICK STARTER	8 WEEKS	VITAMIN COMPLEX SUCH AS POUL-VITE FOR 5 - 7 DAYS & 2 CONSECUTIVE DAYS PER WEEK FOR SEVERAL WEEKS FOLLOWING	86°F - 90°F 30°C - 32°C
BROILERS CORNISH ROCK GIANTS	20% CHICK STARTER	3 WEEKS	SAME AS ABOVE	86°F - 90°F 30°C - 32°C
TURKEYS BANTAMS PHEASANTS GUINEA FOWL	25% - 28% TURKEY STARTER	8 WEEKS	SAME AS ABOVE	95°F - 100°F 35°C - 38°C

MAKING YOUR OWN FEED

The guidelines provided below are recommended when

MAKING YOUR OWN FEED:

- 1) Use commercially produced starter ration as recommended on page 6.
- 2) When switching to your own feed, do so by mixing the starter (after the recommended period for starter) over a period of 4 - 7 days.
- 3) Mix your milled grains with 35% poultry supplement as indicated in 4 & 5. If your birds have NOT been vaccinated against Coccidiosis or ARE NOT to be butchered within 2 weeks use medicated poultry supplement, i.e. containing an ionophore antibiotic.
- 4) Combine milled grains in the following proportions.
 - Barley: 0-15% (hard for birds to absorb)
 - Oats: 0-25% (up to 25 lbs for 100 lbs feed)
 - Wheat: 65-100% (up to 75 lbs for 100 lbs feed)
- 5) Add 35% poultry supplement (PS) to your grain.
 - Grower for layers: 14 lbs PS + 86 lbs grain = 100 lbs feed
 - Laying ration: 25 lbs PS + 75 lbs grain = 100 lbs feed
 - Grower for Broilers: 18 lbs PS + 82 lbs grain = 100 lbs feed
 - Grower for Turkeys: 33 lbs PS + 67 lbs grain = 100 lbs feed
- 6) For best tasting meat, feed milled grain without poultry supplement for 2 weeks prior to butchering.

FREQUENTLY ASKED QUESTIONS

HOW DO I KNOW IF THE TEMPERATURE IS RIGHT?

Always use a thermometer in the brooder! Measure the temperature away from all heat sources, at chick height, in the coldest area the chicks can go.

Start your brooder lamp 18" (45 cm) from the floor and raise it according to your chick's age/comfort. Night time temperature lows could be deceiving you! Have some form of supplementary heating in your brooding facility. Ambient room temperature should be 24°C (75°F).

Chicks are too cold: Cold chicks may huddle or "bunch" around the heat source or just huddle where they are and may look lethargic.

The chicks will be less active or peep very loudly they are too cold! These chicks are struggling and are diverting energy that should be used for growth and development to maintain body temperature.

Chicks are too hot: The chicks may be keeping to the outer edge, spreading their wings like a helicopter or panting, or a "chirping" distress sound may be heard they are too hot! Adjust your heat source accordingly.

Chicks are comfortable: Your chicks are spread out evenly, running about eating, drinking and peeping calmly. You have it bang on!

WHY DO MY BIRDS HAVE PASTY REAR ENDS?

TEMPERATURE! Pasty rear end often occurs due to early chilling. It is important to remove the paste daily with a warm wet cloth. If your chicks do not recover within a few days, reassess your environment; it may still be too cold. Also consult your veterinarian as to whether to administer an antibiotic in their water to prevent an opportunistic bacterial infection. If you are growing your birds organically, your temperature control is even more critical.

MY CHICKS WERE FINE AND STARTED DYING AT 4 DAYS OF AGE ALL OVER THE PLACE?

TEMPERATURE! The chicks have most likely starved out. If they were not warm enough on their first nights, they may have spent too much of the time trying to stay warm and not enough time finding food and water. Ensure you are using a reliable thermometer and adjust your temperature.

MY CHICKS ARE DOING GREAT, BUT MY TURKEYS ARE DYING. WHY?

TEMPERATURE! Turkeys need higher temperature than chickens. Check that they are eating and drinking and that their crops are full. Always use a thermometer!

MY TURKEYS HAVE GONE DOWN ON THEIR KNEES!

TEMPERATURE! The birds have gotten chilled and with turkeys it affects their joints. Make sure your bedding is both dry and thick. Straw is not recommended for turkeys. Wet bedding can also lead to staph infections. Increase temperature! Contact your veterinarian immediately as an antibiotic is likely appropriate to minimize further losses! Cold summer winds and lack of proper nutrition can cause crippling even at 4 months.

MY BROILERS WERE DOING SO WELL AND NOW I AM FINDING SOME DEAD ON THEIR BACKS.

Heart attacks are identified by the position of the body being found on its back. They are growing too fast. If they are 3 weeks old, you may change their feed to a poultry grower (this only applies to Broilers). Place their feeders further apart and let them finish their feed before adding any more. Check feed and water for excess salt content and if you can, reduce the number daylight hours they receive so that they sleep instead of eat.

MY BROILERS ARE TURNING BLUE IN THE FACE AND ARE STRUGGLING FOR AIR!

They are showing signs of ascites, characterized by fluid collecting around their heart prior to them having heart failure. It can be caused by vitamin deficiencies and/or high levels of salt in their water or diet. Prevention would be to follow our recommended guidelines (See page 6) to managing Broilers. Cut down on the number of hours of light and ensure they are on grower not starter. Move your feeders further apart to make them get up and move. Be sure they have plenty of space and good ventilation.

WHY ARE MY BIRDS PICKING?

PICKING in poultry, whether young or old, will most often occur if the birds are:

- a) too hot
- b) too crowded
- c) short of fresh air
- d) lack of protein in their feed
- e) coop is too brightly lit

Once picking starts it is very difficult to stop. Action should be taken promptly when picking is first noticed. Check against the points mentioned above to determine the cause and correct the problem. Darken the coop for birds over 2 weeks of age, add more feeders to eliminate competition, and add water soluble vitamins to the water. If you have switched to your own grains, it may be a nutritional deficiency. Grain lacks several essential vitamins and minerals, that is why we recommend feeding a poultry grower supplement or a complete ration. For laying hens, we recommend adding curtains to their nesting boxes. If the problem continues, beak treatment may be required. If your birds are eating a lot of snacks from your yard: e.g. grass, grasshoppers, table scraps, they may have a protein deficiency. A warm, dry, ventilated barn with quality feed and fresh water will minimize your risk of a picking problem developing. HYBRID LAYERS REQUIRE 18% LAYER RATION. Your birds will suffer burn out after 3 months of lay and will begin to eat their eggs and pick if they have not received appropriate feed. Using Vaseline on the picked on birds wounds will help prevent further injury and allow the area to heal.

WHY ARE MY LAYING HENS EATING THEIR EGGS?

Most egg eating problems are as a result of an inadequate diet. Check their feed. You may also have to darken the coop. DO NOT allow your hens to eat the eggs. Pick the eggs 3 times per day or purchase a rollaway nest. Once your hens develop a taste for the eggs, adequate protein will not stop them from this bad habit.

WHY ARE MY CHICKENS LAYING 10 EGGS ONE DAY AND 33 THE NEXT?

Are they on 24 hours of light? This confuses their internal clock. Consistent, restricted light allowance will result in consistent lay. (see page 7 for lighting schedule). They could also be short of protein (check your feed protein and quality), or be too cold. Maintain your coop at 21°C (70°F).

WHY ARE MY CHICKENS STILL LAYING SMALL EGGS?

Check your air and feed quality! Did you grow them on controlled light? Did they come into lay very early? Feed, air, and light all contribute to egg size. Follow our guidelines for raising laying hens (See page 7) and continue to maintain your coop at 21°C (70°F).

MY BIRDS ARE BIG NOW AND I LET THEM OUTSIDE. THEY WERE FINE FOR A WEEK AND NOW THEY ARE LOOKING DROOPY.

TEMPERATURE! Was it a cold windy day? Did they get wet? Keep in mind that warm days can still end up in chilly nights.

MY BIRDS RECEIVED COCCI VACCINE BUT I COULDN'T GET ANY UNMEDICATED FEED.

Don't panic – it just means that the cocci vaccine has been destroyed and you must continue to feed the medicated feed as if they had not been vaccinated at all.

SHOULD I VACCINATE MY BIRDS FOR MAREK'S?

Marek's disease affects the nervous system of the infected poultry. It is transmitted by dander and there is no cure. You can potentially lose up to 80% of your birds if infected. Vaccination is recommended for all laying hens.

CORNISH ROCK GIANTS

Over the last several decades the broiler has become an exceptionally fast growing bird. As nice as it is to get meat in the freezer quickly, the speed of growth has brought its own set of problems. These fast-growing birds tend to be susceptible to leg problems, heart attacks and ascites (heart valve failure leading to a fluid filled abdomen).

Following our suggestions below will minimize these problems.

- * Keep chicks warm and in a small area to start; early chilling, overheating, or huddling will cause continued problems later.
- * Start your chicks at 30°C - 32°C (86°F - 90°F) measured furthest from the heat source in the brooding area at chick height.
- * Ventilation is important from the first day. Add heat lamps as necessary but do not seal up your brooder so that air supply is completely cut off. Increase ventilation as chicks get older. The air should feel dry, not musty.
- * Feed 20% chick starter for 3 weeks; then switch to a 16% grower during the fourth week.
- * Allow 1 kg of starter per broiler before switching to grower.
- * Well balanced chop may be used from the 6th week. Grains need to be fed with the addition of a poultry supplement!
- * *Restrict feed intake from the 4th day onwards* by providing continuous dim light (you should just be able to read a newspaper). Controlled lighting is the best solution. A time clock that will allow 9 - 12 hours of growing time is ideal. If a black out situation is not possible, then be sure the birds clean out their feeders before refilling. Going too long without food may result in them eating the bedding material.
- * Once the birds are a week old, you should start to move the feeders and waterers further apart from one another. Do this a bit at a time until they are at least 4 - 5 feet apart. As your birds grow be sure that they have plenty of room to move around.

The Cornish Rock Giant is the faster growing, most efficient meat bird available!

This hybrid bird is good to butcher at a range of weights. For best results butcher the hens at 5-6 lbs live weight at 6 - 8 weeks. The roosters can be grown to 8-10 lbs live weight in 10 - 12 weeks.

CORNISH GAME HENS - Everybody's favorite treat!

A tasty Cornish Game Hen is grown in just 4 to 5 weeks. We send you only the sexed hens, which develop a good breast finish. A Cornish Hen is butchered at 2½ lbs live weight.

Note: a Cornish Game Hen is a female Cornish Giant.

Quantities	1-24	25-49	50-99	100+
Unsexed each	\$4.82	\$3.82	\$3.67	\$3.57
Pullets each	\$5.42	\$4.42	\$4.27	\$4.17
Cockerels each	\$5.12	\$4.12	\$3.97	\$3.87



WESTERN RUSTICS

AN EXCELLENT ALTERNATIVE TO THE COMMERCIAL CORNISH ROCK GIANT!

A hardy slower growing meat bird, they are more resistant to disease than the industrial Cornish Rock Giant and ideal for the backyard flock.

These birds produce fine quality meat, have yellow skin, strong yellow legs and nice barred red plumage.

Average live weight at 9 weeks is 5.5 lbs

Average live weight at 12 weeks is 7 - 8 lbs

Start chicks at 30°C - 32°C (86°F - 90°F) and feed 20% chick starter for the first 8 weeks.

SOLD AS UNSEXED ONLY



Quantities	1-24	25-49	50-99	100+
Unsexed each	\$6.62	\$5.62	\$5.47	\$5.37

HYBRID LAYERS

**Hybrids require 18% layer ration to maintain vigor and to avoid picking, egg eating and cannibalism!
For best results feed 20% chick starter for 8 full weeks and then grower until the first egg.**

To bring out the best in your hybrid layers use a lighting schedule as outlined below:

- 1) Start your chicks with 23 hours of light.
- 2) At 3 days of age, start reducing the number of hours of light by one hour every 2 - 3 days until down to 10 hours.
- 3) At 14 days, reduce the light intensity. Dim to just being able to read a newspaper.
- 4) Grow to 19 weeks on 10 hours of dim light.
- 5) At 19 weeks, start to increase the lighting by 1 hour per week for 2 weeks, then ½ hour per week until you have reached 15 hours of light.

NOTE: If you are raising spring chicks on natural light in the summer, when it comes to fall, increase their light by ½ hour per week until 15 hours is reached. Winter light reduction, quality of food and lack of water or cold temperatures may prevent your hens from coming into lay, or result in your older hens going into molt (shedding their feathers and cease laying).
If this occurs, go back to the lighting program recommended and start again.

Marek's vaccination is recommended for ALL layers. Coccidiosis vaccine is recommended for the organic farmer.

In Alberta you may have up to 300 layers without quota. Check your province for your allowance!



WHITE LEGHORNS

White Leghorns are North America's most popular white egg layer-hybrid.

They are prolific producers of large, high quality white eggs with unsurpassed eggshell quality and are capable of producing up to 300 eggs per year.

The Leghorn is considered a light breed, weighing around 4 lbs.

They are known for their early maturity and noted for their lack of broodiness.

Disease resistant and able to adapt to most conditions.



Quantities	1-24	25-49	50-99	100+
Unsexed each	\$4.25	\$3.25	\$3.10	\$3.00
Pullets each	\$6.02	\$5.02	\$4.87	\$4.77
Cockerels each	\$2.59	\$1.59	\$1.44	\$1.34



SEX-SAL-LINK BROWNS

These hybrid brown egg layers are easy to raise and capable of producing up to 320 large rich brown eggs with strong shells per 52 weeks of production.

They are quiet, friendly and clean birds that tend to settle for an early-in-the-day lay, so 80% of your picking will be done by lunch time!

The hens are red and roosters are mostly white to buff in colour.



Quantities	1-24	25-49	50-99	100+
Unsexed each	\$4.98	\$3.98	\$3.83	\$3.73
Pullets each	\$6.27	\$5.27	\$5.12	\$5.02
Cockerels each	\$3.81	\$2.81	\$2.66	\$2.56

SEXABLE DUAL PURPOSE - BROWN EGG LAYERS

These **sexable** dual purpose brown egg layers are outstanding birds.

With their unbeatable combination of excellent egg production and robust delicious meat production, they are perfect for the backyard flock.

These Dual Purpose Birds have a traditional meat flavour and texture. Butcher at 16 - 18 weeks for best results!

All Dual Purpose layers should receive 8 weeks of 20% starter, followed by 16% grower until the first eggs, then switch to a 18% layer ration.

Homemade rations must contain poultry supplement. Hens used for breeding should receive a healthy diet!

If you are keeping birds for breeding, allow one rooster for 8 - 10 hens.

ON SEXED ORDERS, WE GUARANTEE 85% ACCURACY.

BARRED PLYMOUTH ROCK

One of the oldest pure breeds, these are tasty, fat free birds. They can be expected to produce up to 300 eggs per year, and are easy to raise and winter hardy.

Note: Barred Rocks are the hardest to sex.

Chicks are black with a white spot on the head




COLUMBIAN ROCK

These remain the heaviest of our dual purpose birds, they are a good choice for an all around bird with their sweet and happy-go-lucky personality and good production of high quality brown eggs.

Very good meat birds, lean, tasty and hardy.

Chicks are yellow



RHODE ISLAND RED

An extremely docile, excellent winter hardy all around bird; producing quality rich dark brown eggs year round. The roosters offer a well flavoured non-fatty meat.


Chicks are deep orange.



RED SUSSEX CROSS

This heavy cross breed has an excellent balance between good meat and quality, medium sized light brown eggs. They are docile, easy to maintain, hardy and pleasant natured.


Pullet chicks are red and the cockerel chicks are yellow



RED ROCK CROSS

A heavy breed that is early to mature. High producers of quality light brown eggs. These birds can be aggressive with other breeds.

Pullet chicks are solid black, cockerel chicks are black with a white spot on their head



BARRED PLYMOUTH ROCK - COLUMBIAN ROCK - RHODE ISLAND RED

Quantities	1-24	25-49	50-99	100+
Unsexed each	\$6.04	\$5.04	\$4.89	\$4.79
Pullets each	\$7.67	\$6.67	\$6.52	\$6.42
Cockerels each	\$4.52	\$3.52	\$3.37	\$3.27

RED SUSSEX CROSS - RED ROCK CROSS

Quantities	1-24	25-49	50-99	100+
Unsexed Each	\$5.28	\$4.28	\$4.13	\$4.03
Pullets Each	\$6.67	\$5.67	\$5.52	\$5.42
Cockerels Each	\$4.01	\$3.01	\$2.86	\$2.76

SEXABLE DUAL PURPOSE - ASSORTMENT

Dual purpose chicks that have not been sold breed specific will be combined for packages.

These will be compiled of one or more of the 5 dual purpose breeds.

BREED CHOICE IS **NOT** AVAILABLE FOR PACKAGES.
HATCHERY SELECTION FOR DISCOUNTED PRICE.
MINIMUM ORDER FOR DUAL PURPOSE PACKAGE IS 25 CHICKS.

ORDER ONLINE: WWW.ROCHESTERHATCHERY.COM

Quantities	25-49	50-99	100+
Unsexed Each	\$3.88	\$3.73	\$3.63
Pullets Each	\$5.27	\$5.12	\$5.02
Cockerels Each	\$2.61	\$2.46	\$2.36

DUAL PURPOSE BREEDING STOCK

At the end of each season we sell off our breeding stock. They are approximately 1 year old. Pick up mid-August from Westlock only. Choose from Rhode Island Red, Barred Plymouth Rock and Columbian Rock breeder hens and roosters.

HENS: \$14.50 ROOSTERS: \$29.00

TURKEYS

Turkeys are extremely sensitive to chilling and it can result in long term problems with heart, legs, joints and growth rates! Turkeys survive best when initially placed with chicks. The chicks "teach" the turkeys to eat and drink and provide body warmth.

To ensure the turkey poults are comfortable, always measure the temperature at chick height, at the outer edge of the brooding area in the coldest area the chicks can go. The temperature should be no colder than 35°C - 38°C (95°F - 100°F).

If your turkeys appear chilled from transport, keep them in the box and place them under a heat lamp until they appear comfortable and active. Stay with them and watch them so that they do not overheat.

Provide 25% - 28% turkey starter for the first 8 weeks, then gradually transition to a 20%-24% grower feed.

10 turkeys can be shipped with chicks to make a minimum of 25 total in the same box or 20 turkeys shipped on their own.

10 days brooding available! We cannot ship started birds. Brood orders will be accepted for pickup in Westlock only.

NOTE: We cannot guarantee orders of less than 10 turkeys

TURKEYS ARE SOLD AS UNSEXED ONLY.



HEAVY WHITE TURKEY

White Turkeys are the the fastest growing and most feed efficient turkeys and they provide impressively flavorful meat. Their white feathers make them very easy to clean as the pin feathers are less visible.

At 20 weeks: Hens 20 lbs and over, Toms 40 lbs and over

Due to their large size these birds have difficulties reproducing naturally on their own.



ORLOPP BRONZE TURKEY

Faster growing and bigger than the Orlopp Bronze of the past, these striking Heirloom Turkeys are top quality! Their excellent feed conversion produces high quality, remarkably flavorful meat!

At 20 weeks: Hens 20 lbs and over, Toms 40 lbs and over

Due to their large size these birds have difficulties reproducing naturally on their own.



MINI CLASSIC

MiniCLASSIC Turkeys thrive in specialized or free-range environment. Developed to offer a smaller alternative turkey they have excellent feed conversion that results in a convenient-to-cook sized turkey without sacrificing meat quantity or quality.

At 18 weeks: Hens weigh 16 lbs, Toms weigh 25 lbs.

Call or visit our website for 2026 hatch dates



ARTISAN GOLD TURKEY

The Artisan Gold is a small, slow growing turkey that thrives in a free-range environment and offers a robust, gamey taste that is exotically different from traditional turkeys. A rare breed with black feathers, unique coloring in the face and feet, long black legs, and a pronounced beak.

At 20 weeks Hens weigh 11 lbs - 16 lbs, Toms weigh 17 lbs -20 lbs.

Call or visit our website for 2026 hatch dates

Grow up to 300 turkeys in Alberta per year without quota. It is necessary to fill out a registration form if you wish to grow more than 90

QUANTITIES EACH	1-9	10-24	25-49	50-99	100+
HEAVY WHITE	\$13.46	\$10.46	\$9.96	\$9.71	\$9.51
ORLOPP BRONZE	\$18.18	\$15.18	\$14.68	\$14.43	\$14.23
MINI CLASSIC	\$14.37	\$11.37	\$10.87	\$10.62	\$10.42
ARTISAN GOLD	\$18.88	\$15.88	\$15.38	\$15.13	\$14.93

Additional charges may apply if a confirmed order is changed or cancelled

STANDARD HERITAGE BREEDS

Heritage breeds have been selected for their uniformity, rate of lay, docile temperament and utilization as a good lean meat alternative, as well as their tolerance of the Canadian climate. We are unfortunately unable to sex these birds so we cannot be responsible for rooster to hen ratio; however, the more you order of a breed the better the chance of balanced numbers. Our purebred parent stock produces excellent quality, lively chicks that are strong and healthy. This stock has variable breed uniformity, therefore not considered show quality.

MINIMUM ORDERS TO SHIP, FOR WARMTH, IS 25 CHICKS. ALL HERITAGE BREEDS ARE SOLD AS UNSEXED ONLY.



AMERUCANAS

This American version of the Ameraucana has tail feathers unlike their rump-less ancestors. Not as big as our other breeds, it is a fine layer of quality large blue-green eggs. Their delightful beards and multicolours have kept it our most popular heritage breed for many years.




BIELEFELDER

The Bielefelder was first developed in the 1970's in Bielefeld, Germany by Gerd Roth. A relatively newer breed known as a "gentle giant" they first appearing in the USA in 2011. This breed has a great cold tolerance. They are friendly, calm chickens that produce large brown eggs.




BLACK AUSTRALORP

The Australian equivalent of the Orpington, they are winter hardy, docile and quiet birds. A heavy layer of light brown eggs, they have beautiful black feathering with a greenish-purple sheen and appealing round bodies with an upright 5 point comb.




BLUE ANDALUSIANS

Originally from Spain, they are smallish, active, closely feathered birds that tend to be noisy and rarely go broody. Ideally the plumage should be slate blue with delicate black lacing, but in lots of birds the blue can be various hues and the lacing can be lost. They tolerate heat better than the cold, but need shade to retreat to when it becomes too hot or humid.



BUFF ORPINGTON

Brought to North America in the late 1800's, these birds have broad, smooth fitting feathers on their massive bodies. Excellent temperament, winter hardy and good layers with beautiful pale meat. The Buff Orpington is a top class heritage breed bird.



LAVENDER ORPINGTON

Orpingtons were originally developed in England in the 1880's, however, the lavender version was bred in the 1990's. A good egg layer, they are known to be curious, docile, and intelligent. Cold hardy with a large yet compact body, hens can be broody and will to sit on any egg!



GOLDEN LACED WYANDOTTE

Created in Wisconsin in the 1880's for people wanting a great utility bird, they are good layers of medium-size, light brown eggs and have a tendency to be broody. They have strong personalities but tend to be docile with their keeper. Very cold hardy with dense feathering and stunning plumage.


STANDARD HERITAGE BREEDS



NOTE: Maran eggs, often called "Chocolate eggs", ranging in color from lighter shades of brown to extremely dark brown, some may even present with speckles while others may be more uniform in coloring. The specific color and intensity of brown varies among individual hens due to the parent bird and individual genetic variation.


CUCKOO MARANS

These beautiful birds are known for their deep chocolate brown eggs. The Cuckoo Marans have black and white feather colour pattern similar to the Barred Plymouth Rock. Marans are typically calm and friendly, good foragers, do well in cooler climates and can be easy to train. Hens have a tendency to be broody.



COPPER MARANS

One of the six recognized Maran breeds in 1932, these birds originated in the town of Marans, France. They are calm, great foragers and fantastic egg layers with the darkest color egg. Hens tend to go broody and are usually attentive and protective mothers.



HERITAGE BREEDS - BANTAM

All bantams are very sensitive to temperature - especially for the first 2 weeks!

Bantam chicks have tiny bodies and cannot hold their body heat like a Cornish Rock Giant.

35°C - 38°C (95°F - 100°F) is required for starting these breeds. TLC must be provided and constant monitoring for the first 48 hours!

We recommend 25% - 28% Turkey starter for the first 8 weeks.

WHITE SILKIES

These beloved small birds are known for their black skin, hair-like fluffy plumage and charming personalities. Having a fifth toe and turquoise ears is also an unusual trait. The whites are the quietest of the silkies, and hens are broody and attentive mothers.



GOLDEN LACED COCHIN

Cochins are heavily feathered down the shanks and toes and appear to be much larger than they actually are. They are very gentle, excellent setters, require little space and are absolutely beautiful to look at.



ALL HERITAGE BIRDS ARE SOLD UNSEXED ONLY

We will do our best to give you a good selection of breeds in your packages, but we cannot guarantee that you will get all the breeds or guarantee show quality.

HOW TO ORDER

Your Choice: Price per chick per breed: Ameraucana; Bielefelder; Black Australorp; Blue Andalusian; Buff Orpington; Copper Maran; Cuckoo Maran; Golden Laced Wyandotte; Lavender Orpington; Golden Laced Cochin Bantam; White Silkie Bantam

1-5: **\$17.78 each** 6-14: **\$12.13 each** 15-24: **\$10.63 each** 25+: **\$9.63 each**

PACKAGES: Hatchery selection: One or more breeds of birds not booked for specific breed orders. You may not choose the breeds with this package option. We make every effort to provide you with a mix of breeds available on your shipment date. There are 2 different packages: STANDARD (Standard) or ALL BREED (Standard + Bantam) (*no guarantee of number of breeds/varieties*)

Minimum 10 for a package. Total order must equal 25 to be able to ship.

10-24: **\$9.63 each** 25+: **\$8.88 each**

HERITAGE BREEDING STOCK

At the end of each season we sell off our breeding stock. They are approximately 1 year old.

Please call to add your name to our waiting list for these birds - numbers are limited. Please note, the waiting list is not a guarantee you will get breeds requested.

These birds will be available for **pick up in Westlock only**. We will call when a date and time has been selected.

Please be aware that breeders will look rough due to the breeding process. The birds will recover naturally.

HENS: \$23.50 ROOSTERS: \$33.00

Additional charges may apply if a confirmed order is changed or cancelled

GAME BIRDS

PHEASANTS AND GUINEA FOWL ARE SOLD UNSEXED ONLY

TEMPERATURE: Guineas and pheasants should be kept at 35°C - 38°C (95°F - 100°F) for the first two weeks, measured at chick height, away from all heat sources in the coldest area of the brooder that the birds can go. Reduce heat by 3°C (5°F) per week after the first two weeks. *Changes in temperatures must not exceed more than 2°C (4°F) per day.*

FEED: We recommend a high protein 25% - 28% Turkey or Game Bird starter for the first 8 weeks. Switch the birds to a 20% - 26% game bird grower feed from 8 - 16 weeks of age, then further reduced to a 16% layer ration thereafter.

WATER: Use mini drinking bowls to prevent chicks or keets from getting into the water. Provide 1 waterer per 70 birds for a maximum of 7 waterers in the brooder. The waterers should be placed in close proximity to the heat source. Clean your waterers and provide fresh water daily.

NOTE: If the birds are not able to find feed and water, they will either starve out or their growth will be stunted from malnutrition.

BEDDING: We recommend using large wood shavings which generates less dust and lowers the risk of developing mold. Do not use fine wood shavings, straw or poultry peat moss. Bedding should be at least 2 - 4 inches thick, as lack of bedding will cause leg problems. During the first week, take out any wet spots every 3 days and top dress. Completely change as needed. Additionally, we recommend to spread hydrated lime on the clean ground.

VENTILATION: Good ventilation is essential to prevent damp bedding that can result in chilled birds. Proper heat and ventilation balance is necessary for adequate air movement to minimize smell and provide low humidity, while keeping the birds comfortable and warm.

LIGHTING: Consistent low lighting is important to help decrease starve-out, and allows young chicks and keets to find food and water. Lighting should be dimmed after the first seven days as game birds then tend to become aggressive and cannibalistic.



CHINESE RINGNECK PHEASANTS

The most loved of the meat pheasants in this part of the world, these birds readily adapt to the wild. Primarily used for stocking and hunting, they are prized for their excellent flying ability and striking colors. Males are colorful with long tail and white neck ring, while the females are mottled brown with a pale belly and long tail.

Pheasants should be butchered at 22 weeks, and can weigh between 1.5 - 2.5lbs live.



GUINEA FOWL

These unique birds can be an amazing addition to any homestead! Guineas are low maintenance, highly social and very vocal birds. They provide excellent pest control and love to forage for mice, beetles, ticks, ants and more! They also provide a natural alarm to alert others when predators are near. Guineas can lay up to 100 eggs in a season with thicker shells and nearly 3 times the protein level of a chicken egg of the same size!

KEETS are guinea fowl that are younger than 12 weeks.

Chinese Ringneck Pheasants and Guinea Fowl are shipped on select hatch days at a minimum of 30 Pheasants or 25 Keets. Call or visit our website for 2026 hatch dates

QUANTITIES	30-59	60-89	90+
PRICE PER PHEASANT	\$7.19	\$6.99	\$6.79

QUANTITIES	25-59	60-89	90+
PRICE PER KEET	\$7.19	\$6.99	\$6.79

SERVICES

Marek's Vaccine (M): Available for standard sized chicken breeds only	\$23.00 Min.	add 23¢ per bird over 100
Coccidiosis Vaccine (C): Available for standard chicken and turkey breeds	\$23.00 Min.	add 23¢ per bird over 100
Beak Treatment (BT): Available for standard sized chicken breeds only	\$26.00 Min.	add 26¢ per bird over 100
Brooding (price/chick/day): \$25.00 minimum charge, \$0.25	Available for pick up from Westlock only	
Shipping: \$45.00 Min.	add 45¢ per bird over 100	Shipping by Air: actual flight cost plus +\$25 handling

MAREK'S VACCINATION - Marek's disease is a highly contagious viral disease caused by a herpes virus. Generally, chickens under 16 weeks of age are most often affected. Chicken "dander" spreads the disease, but the virus is also excreted in the saliva and enters the body through the respiratory system. Biosecurity is essential to control and help prevent the spread of disease. Although no treatment is available, vaccination of day old baby chicks is the most dependable way to prevent the disease.

COCCIDIOSIS VACCINE - a common and often deadly disease caused by protozoa (a single celled organism) called coccidia. Symptoms may include diarrhea, weight loss and malnutrition leading to death. The protozoa attaches itself to the intestinal lining of poultry, preventing the absorption of nutrients.

For the vaccine to be effective, chicks must have access to their droppings.

NOTE: Immucox is an alternative to medicated starter. If you should accidentally feed medicated starter in the first 4 weeks, do not stop as the anticoccidial drug in the feed will have killed the vaccine.

You can also find useful information and resources online at: <https://www.alberta.ca/keeping-your-flock-healthy>

READY TO LAY PULLETS

Ready-To-Lay Pullets are not available through any agents.

Payment is due and non-refundable when order is confirmed.

White Leghorn & Sex-Sal-Link Brown

Our Ready-to-Lays are grown from day old chicks in controlled, sanitary conditions with a complete vaccination program and beak treatment.

Birds must be picked up in Westlock as we are not able to ship grown birds.

Numbers are limited so please call and book your order as early as January for a May pickup date.

Crates for transportation are available for rent. \$200.00 deposit per crate.

<u>Sex-Sal-Link Brown</u>	Price Per Bird	1-99: \$23.00	100+: \$21.00
<u>White Leghorn</u>	Price Per Bird	1-99: \$22.00	100+: \$20.00

HATCHING & PRE-INCUBATED EGGS

HATCHING EGGS

Available from the hatchery and may be shipped only if accompanied by chicks for safe handling. Extra **\$11.00** / dozen for freight. We provide you with the same eggs that we hatch in our hatchery. Due to the impact of holding and incubation conditions, there is no guarantee on hatching eggs.

CHICKEN EGGS \$35.00 / dozen

Cornish Giants, White Leghorn, Sex-Sal-Link Brown, Rhode Island Red, Red Rock Cross, Red Sussex Cross

TURKEY EGGS

Orlopp Bronze: \$90.00 (1 dozen)

White Turkey: \$65.00 (1 dozen)

PRE-INCUBATED EGGS

Bring nature to the classroom with pre-incubated eggs that are 2 - 3 days from hatching.

These are white leghorn eggs that have been candled for fertility and are from breeders tested negative for Salmonella Enteritidis.

Pick up in Westlock and Edmonton only \$56.00/dozen



How do the chicks survive in transit?

The remarkable egg yolk supplied by Mother Nature is absorbed by the chick just before it hatches, supplying it with enough nutrition to go up to 72 hours without food or water! This enables us to ship chicks safely with 100% live arrival guaranteed (excludes extras). With the addition of a special hydrating jelly, we are successfully able to ship to almost any point in Alberta, British Columbia, Saskatchewan and some of Manitoba, through the post office. If you do not have a chick agent in your area, we can ship direct to you, do not hesitate to give us a call. Some areas are more difficult to reach.

We will do our best to ship chicks to a town as close to you as possible, safely and at a very reasonable rate.

If you have any questions on delivery, give us a call at (780) 307-3622.

Things to note

- > Orders for shipping must have a minimum of 25 chicks (for warmth), 20 turkeys or 25 if the turkeys and chicks are combined.
- > We recommend Marek's vaccination for all layers.
- > Coccidiosis vaccine is recommended if you do not wish to feed medicated feed (i.e. containing an anticoccidial medication). Be sure you can purchase un-medicated feed locally.
- > 35 chicks is a difficult number to ship! We recommend 25/30/40 or more. This is a warmth issue.
- > Additional charges may apply if a confirmed order is changed or cancelled.
- > Should we offer to ship your birds earlier due to a surplus, be sure you are ready before you accept a change.
- > Shipments by air are charged actual cost of the flight plus \$25.00 for handling. Air cost is usually around the \$150 minimum varying with airline and distance. We ship Canada wide provided the chicks can arrive in a timely manner.

WE INVITE YOU TO PARTICIPATE IN OUR 2026 ROCHESTER HATCHERY PHOTO CONTEST!

Email your best photos of your birds purchased from Rochester Hatchery to CUSTOMERSERVICE@ROCHESTERHATCHERY.COM

First Place Prize:

Cover photo on the 2027 Catalogue
50% off first order up to \$200.00
Plus free shipping!

Second Place Prize:

2027 catalogue inside feature
50% off first order up to \$100.00!

Third Place Prize:

2027 catalogue inside feature
25% off first order up to \$100.00

Contest Rules:

Entries must include:

- The Photographers First name and Location (Town name)
- The breed of the Bird(s) in the photo(s)
- Bird(s) in the photo(s) must have been purchased from Rochester Hatchery
- If there is a person in the picture, they must be unrecognizable.
- Photo(s) must be original content created by the person entering the contest
- Must not be published before and of a good quality data (RAW preferred)

Top 3 photos will be chosen by staff and will receive a prize.

Final results and selection of winners will be the discretion of Rochester Hatchery

Rochester Hatchery Reserves the right to eliminate any photos that do not meet the guidelines, are inappropriate for the category or that are of insufficient quality or size to be published in our catalogue. REGULATIONS: By entering the contest, you are granting ROCHESTER HATCHERY a nonexclusive right to use submitted images in any form for any purpose, including printed materials (such as the annual catalogue), digital marketing, social media and any other use, in perpetuity, without any form of remuneration or permission. Contest closes October 31, 2026,

Congratulations! To our winners of the 2025 photo contest!

First Place Winner - Featured on the Cover:

Whitney from Huxley, AB with Columbian Rocks

Second Place Winner:

Barb from Quesnel, BC
With Columbian Rock chicks

Third Place Winner:

Samantha from Fruitvale, BC
with a Golden Laced
Wyandotte hen and chicks





PRAIRIE LIVESTOCK VETERINARIANS

Our Team is Here to Support your Flock No Matter the Size!

DR. TERYN GIRARD
DR. HOLLYN MALONEY
DR. HAYLEY BOWLING



- Poultry Medicine - Vaccination Programs - Small Flock Consults

Red Deer

#1 4940 81st Street
Red Deer, AB T4P 3V3
(403) 314-2216


Lethbridge

3655 18 Ave N Bay 2
Lethbridge, AB T1H 6T2
(403) 942-7423

For more information visit us online - www.plvets.ca



@prairielivestockvets



Proprietary Gel Beads for Feed Attractant Top-Dressing and Hydration Supplementation Applications

Enhance feed intake with AquaBeads®

- > High-moisture content combined with electrolytes supports hydration
- > Translucent green color attracts hatchlings, accelerating feed discovery
- > Packaged for easy application and produced under stringent quality standards

AquaBeads® are a ready-to-use, 92% moisture gel bead designed for application as a topdressing to starter feed at the time of placement to accelerate early discovery of feed and water for improved health and growth performance.

Early Discovery of Feed and Water

The sooner hatchlings discover and start consuming feed and water at placement, the quicker their digestive and immune systems will develop and provide a foundation for strong growth.

The key metrics for poultry producers for early performance—7day mortality, body weight, gut development, disease resistance, overall livability—are positively impacted by proper hydration and nutrition provided by early access to feed and water.

Clearly Better Quality

- Nutritional Hydration – Water gel bead enhanced with electrolytes and betaine to provide both hydration and nutrition supplementation.
- Highly Attractant – Green color stimulates attraction to hatchlings to accelerate feed discovery.
- Contaminant Free – Commercially sterile and independent laboratory tested.
- Quality Assurance – Produced in an FDA approved facility with Certificates of Analysis available at www.clearh2o.com.

Clearly Better Convenience

- ReadyToUse – No measuring, mixing, or addition of water needed for easy and clean administration.
- Packaging – 34 lb pail (60 pails/pallet)
- Shelf Life – 12 months at room temperature. No refrigeration required if unopened.



AquaBeads®

34 LBS: \$ 269.40

3.9 LBS: \$ 29.70

HOVA-BATOR INCUBATORS

HOVA-BATOR INCUBATORS: Extremely reliable and easy to use! Simply plug it in, add water and eggs, and enjoy consistently great hatches. Each model comes with a plastic, easy to maintain liner. Turners are available to hold 41 large chicken eggs, 16 goose eggs or 120 quail eggs. This is a must for any bird enthusiast! *While supplies last.* Visit www.gqfmfg.com for more details.

CIRCULATING AIR INCUBATOR
12v DC power supply operates on 100-240AC. This model has two small windows and a wafer thermostat control.
(2365) **\$172.80**



PICTURE WINDOW
Circulate air model with large clear plastic full window for easy classroom viewing. Wafer thermostat controlled. (110V)
(1583) **\$198.40**



LCD DISPLAY - THE GENESIS
LCD will display set and actual temp and humidity percentage in both fahrenheit and celsius. Digitally regulated thermostat. (110-240AC)
(1588) **\$226.55**



AUTOMATIC EGG TURNERS		
Turner with Universal & Quail racks	(1610)	\$ 93.80
Turner with Universal racks	(1611)	\$ 71.50
Turner with 3 large egg racks (12 eggs)	(1614)	\$ 82.30
REPLACEMENT TURNER RACKS		
Quail	(1686)	\$ 26.00
Universal	(1696)	\$ 24.50
REPLACEMENT PARTS FOR HOVA-BATOR		
12 Volt adaptor for electronic Hova-bator	(1735)	\$ 54.40
Bottom with Liner	(1766)	\$ 40.40
Plastic Liner Only	(1765)	\$ 16.30
Plastic Floor Grid	(1649)	\$ 13.50
LCD Thermostat for 1588	(1781)	\$123.10
Heater/Fan for 1588	(1749)	\$ 77.90
Turner Motor	(1655)	\$ 48.80
Thermostat Switch	(3006)	\$ 18.40
Temperature Adjustment Screw	(3161)	\$ 2.60
Thermostat Switch with Wafer	(3122)	\$ 45.10
Wafer with Adjustment Screw & Bracket	(3007)	\$ 19.90
Plastic Thermometer	(1825)	\$ 10.00
Indicator Light	(3017)	\$ 10.80
Turbo Fan Complete	(2364)	\$ 65.10
Power Failure Alarm	(8380)	\$ 40.30

SPORTSMAN INCUBATOR / HATCHER



The **1502 SPORTSMAN** incubator offers an accurate digital thermostat with LCD display of temperature and humidity. An on-board computer monitors systems and the environment every second to keep itself updated and to share this data with you. Electronic egg turning control, audio/visual indicators and a standard easy view door highlight a number of standard features. This is a complete incubator and hatcher. In addition to having three automatically turned racks, it has a hatching tray in the bottom of the incubator.
(1502E) **\$1,609.30**

ACCESSORIES:		
Auto Humidity Kit for Sportsman	(3030)	\$ 96.10
Pheasant Egg Rack	(0245)	\$100.10
Universal Egg Rack	(0246)	\$124.30
X-Large Egg Racks	(0248)	\$106.00
Quail Egg Racks	(0243)	\$102.50
(RACKS SOLD AS 1 FULL SET)		
REPLACEMENT PARTS FOR THE SPORTSMAN		
Turner Motor	(3022)	\$121.70
Electronic Thermostat	(3255)	\$171.70
Turner Timer & Switch Inc. Bracket	(3023)	\$ 58.20
Fan Motor	(3012)	\$145.60
Wicks for dial Hygrometer (2)	(30205)	\$ 4.80
Toggle Switch	(3025)	\$ 17.80
Fan Blade	(3016)	\$ 17.95
Egg Turner Complete	(3021)	\$310.00
Heating Element Complete	(3015)	\$ 39.40
Power Failure Alarm	(8380)	\$ 40.30
Heating Element alone	(3014)	\$ 15.00
Spare Part Kit: *Includes Thermostat Switch (complete) and Turner Timer & Switch Mechanism.	(3076)	\$106.50



The **1550 HATCHER** is designed to allow for the best hatching conditions. Unlike setting incubators, hatchers usually operate at slightly different temperature and humidity settings to obtain optimum hatch. It can be used to set eggs, but each egg will have to be turned by hand. For small chicks such as quail, each hatching tray comes with a tray cover except for the bottom drawer. An on-board computer monitors systems and the environment every second to keep itself updated and to share this data with you.
(1550E) **\$1,510.50**

TOOLS TO HELP YOU MONITOR YOUR HUMIDITY



Digital hygrometer
(3520) **\$43.50** (While supplies last)



Dial hygrometer
(3018) **\$50.00**

BROODING EQUIPMENT



BROODER THERMOMETER

(614) **\$12.00** Each

Extra heavy flanged metal back, white enamel, non-mercury

An essential part of your temperature control!

Available at half price with the purchase of baby chicks!



BROODER GUARD

(1835) **\$19.30** Each (35' long & 18" high)

(1235) **\$15.60** Each (35' long & 12" high)

Made from corrugated cardboard. Gives chicks and poults room to exercise but confines them to brooding area. Keeps heat in and stops drafts, crowding and piling.

Confined area is easily enlarged.

INFRARED HEAT BULB

R40/10/2 **\$27.50** Each
2 pack, 250 watt - 110 volt



4 LAMP BROODER

Kuhl (208-C)...**\$245.90**

Supplies enough heat for up to 325 chicks or 250 poults.

stage thermostatic control turns heat bulbs on/off in stages to distribute even heat at chick level.



SINGLE LAMP BROODER

(HL-A8) **\$42.10** Each

SINGLE LAMP BROODER

(HL-SA8) **\$54.90** Each with High/Low Switch.



CHICK AND QUAIL BROODER

GQF Brooder (0534) **\$546.50**

Electric brooder for baby poultry or quail. Capacity 125 day-old chicks and up to 50 four week olds.

Quail capacity-100 to fourth week. Use in any building where temperature does not fall below 60°F. Sliding poly mesh door panels on front and one side. Includes 3 litre poly bottle drinker and 580 cubic inch poly capacity feeder. Both feeder and drinker fill from outside. Brooder has ½" PVC coated wire floor. Dropping pan easily removed for cleaning. Thermostatic control, 500 watts. Overall size 32"W x 38"L x 12"H. 110V ac only.



NATURAL GAS AND PROPANE BROODER

(47JNS) **\$645.50** Each

Thermostatically controlled burner is designed to save fuel by producing more heat with less gas due to the unique 2-point infra-red heating unit. Heats up to 1000 chicks. Draft resistant pilot light and automatic safety gas valveshut-off.

Available in Propane or Natural Gas

FEEDING EQUIPMENT

TROUGH FEEDERS:

Metal feeders are made of heavy-gauge galvanized steel for durability. Available in different sizes




Slide Top Galvanized Feeders

24" (SO-24-S) **\$12.00**

18" (SO-18-S) **\$10.40**


12" (SO-12-S) **\$ 8.30**



Anti Roost Reel Feeders

Features a free spin reel which discourages roosting on the feeder

24" (SO-24) **\$11.20**



Galvanized Feeders

Legs fold down for off the ground feeding for larger birds

36" (SO-36) **\$38.80**

48" (SO-48) **\$41.20**



Flip Top Plastic Feeders:

20" (FT-20) **\$ 8.90**

GALVANIZED HANGING FEEDERS

These feeders are designed for easy flow adjustment. Each barrel is taper-assembled and double-seam sealed to nest for shipping or storing.

The heavy die-formed pan has a rolled feed-saver lip. Plastic covers are available. A feed cover is an excellent preventative of feed contamination.

25 lbs. (25HF) **\$52.40**
(35 Hens, 45 Broilers & 35 Turkeys.)

50 lbs. (50HF) **\$60.50**
(40 Hens, 50 Broilers & 40 Turkeys.)



16 lbs / 30 lbs FEED TUBE & PAN:

These plastic tubes are easy to maintain as well as having adjustable depths to minimize your feed loss as they grow.

16 lbs. 30-40 birds. (16-PF) **\$37.40**

30 lbs. 40-60 birds. (30-PF) **\$55.70**



PLASTIC QUART JAR

(P-1QT) **\$2.90**


ROUND GALVANIZED CHICK FEEDER (RBCF) **\$5.50**



FEED SCOOP

(6-Q) **\$25.40**

Galvanized scoop.



PLASTIC CHICK FEEDER TRAY (FT-2114) **\$5.30**

The ideal way to start day old chicks; use for up to 7 days

ROUND PLASTIC FEEDER BASE (806) **\$7.10**



WATERING EQUIPMENT (Seven Oaks Manufacturing)

PLASTIC CHICK WATERERS

These easy to clean, durable waterers are perfect for starting chicks.



1L FOUNT Up to 15 chicks		4L / 1 GAL FOUNT Screw on - up to 50 chicks		4L / 1 GAL FOUNT Wide Base - up to 60 chicks, Easy nesting storage	
JAR (P-1QT)	\$3.30	JAR (80-J)	\$5.30	JAR (85-J)	\$5.60
WIDE BASE (13-PS)	\$3.00	BASE (80-B)	\$5.30	WIDE BASE (85-B)	\$6.30
QUAIL BASE (13-PQ)	\$3.30	QUAIL BASE (80-PQ)	\$7.00		



POP BOTTLE WATERER (PBF) \$3.60

"Through the cage" watering uses a pop bottle. Includes spring to hold the bottle to the cage

POULTRY NIPPLES (PPWN-4) \$11.30

(4/pack) simply screw these into the base of a bucket and you have an easy to use inexpensive hanging waterer.

Poultry Drinking Cups

Used (4085) \$4.00 Each
Different Styles

AUTOMATIC WATERING BOWLS

Work with high pressure or gravity system. The bowl is durable hard plastic. The standard brass valve makes the bowls interchangeable.

Attach to a standard 1/2" pipe. Parts are also available.

Choose from these 3 bowl sizes:

- A. **King Size Fount (1.5 quart bowl)** (2550) **\$81.30**
- B. **Poultry Fount (2 pint bowl)** (2500) **\$74.90**
- C. **Chick Fount (1.5 pint bowl)** (2525) **\$65.70**

Founts must be mounted or hung to function correctly



BRACKET MOUNTS FOR AUTOMATIC WATERING BOWLS



Made from heavy gauge steel

Wall Mount (2500-BKT) \$31.70
7" x 1.5" x Adjustable height
Fittings connect to any standard 1/2 MGHT



Free Standing (2500-stand) \$38.10
Measures: 12" x 12" x 10"
Fittings connect to any standard 1/2 MGHT



Pressure Reducer (PR-200) \$102.20

Reduces water pressure for low pressure waterers. 0-10lbs.



Floating De-icer

1500 W (FD-600) **\$50.55**

Special Offer while supplies last.
Keeps waterers ice free even in extreme cold. Thermostatically controlled to cut out at 15°F.



Submersible De-icer

Thermostatically controlled
Safe in plastic, good for pails and founts.

250W (H-49) \$107.00
500W (H-50) \$114.00

Bell Waterers: (Plasson)

Low pressure automatic hanging waterer. Requires pressure reducer or can be hooked up to a gravity flow system without a reducer.

Chicken (as shown) (MK-111) \$160.50

Turkey (not shown) (PLA-TD) \$192.10



3.5 Gallon Pail

Up to 50 mature birds (3PP) **\$9.40**

Bases - for above (35BP) \$30.00



Electric Fount Base Heater (D-112) \$117.00

Low power, thermostatically controlled heater to keep your water at 50°F.

DO NOT USE WITH PLASTIC

PLASSON WATERER PARTS

Clip CFD-4105-2 \$2.60	Water Level Adjuster CFD-4111 \$4.60
Cord Adjuster CFD-4106-1 \$1.50	Lock Nut CFD-4112 \$2.80
Union 1/4" CFD-4104 \$3.30	Mechanism Spring CFD-4113 \$2.60
Mechanism Cap CFD-4107 \$9.90	Valve Assembly Complete CFD-4124 \$12.10
O-Ring CFD-4108 \$3.70	Saddle Connector with On/Off Switch RCT-94M \$22.80
Filter Element CFD-4109 \$3.80	Bottle Hanger CFD-4121 \$13.60
Mechanism Pipe CFD-4110 \$14.40	Complete Mechanism CFD-4123 \$62.00

Large Capacity Galvanized Waterers

These well constructed founts ensure a clean steady supply of water to your birds, while reducing the number of refills.

2 Gallon	(Up to 20 mature birds)	(D-22)	\$41.70
3 Gallon	(Up to 45 mature birds)	(D-23)	\$55.20
5 Gallon	(Up to 75 mature birds)	(D-25)	\$64.60
8 Gallon	(Up to 100 mature birds)	(D-28)	\$80.70



Plastic Poultry Waterers

Made from high quality plastic featuring a vacuum-seal cap that creates a reliable automatic flow of water.

3 Gallon	(Up to 45 mature birds)	(3GF)	\$ 80.40
5 Gallon	(Up to 100 mature birds)	(5GF)	\$ 91.10
7 Gallon	(Up to 100 mature birds)	(7GF)	\$106.70



Replacement Parts

HANDLE	(357BHC)	\$ 12.85
O-RING SEAL	(357GFR)	\$ 8.30
BLACK CAP	(357CFS)	\$ 3.60



EGG LAYING EQUIPMENT (Seven Oaks Manufacturing)

Eggs should be washed at 110 degrees for no more than 3 minutes using egg wash detergent!



EGG WASH DETERGENT

NonFoaming
Specially formulated to clean and sanitize with fast drying action in the turbo egg washer. A heaping tablespoon will clean up to 3 full baskets.


- 500 g (S-1-500) \$ 9.90**
- 5 Kg (S-1-5) \$ 46.90**
- 10 Kg (S-1-10) \$ 82.60**
- 20 Kg Bag (S-1-20) \$115.20**



KLEEN EGG TURBO AIR-WASH (REW-15TB) \$557.35

Additional basket (2015) \$45.10

Plug in, add water and egg detergent and attach to your air compressor. The heating element heats the water. Place the basket with eggs into the washer. The air keeps the water in motion and leaves you with clean eggs in 3-5 minutes. Complete with one egg basket.



Egg Sander Brush (MAK-100) \$8.40

Soft foam comes with one sandpaper band.

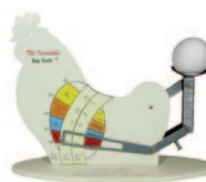
Egg Brush Refills (MAJ-110) \$4.40



Cool Light Egg Candler (9046) \$28.10

Small and light weight with 5 ft cord.

Brown eggs do not candle well



The Incredible Egg Scale (CES) \$69.80

This easy to use scale lets you grade eggs by weight.

Adjustable screw stop allows grading out one size at a time.



Egg Cartons (ECP-12A) \$126.20

One dozen pulp

250 per bundle.



Fiber Egg Flats (EF-30XL) 42.20

30 eggs per flat

140 per bundle.



15 Dozen Egg Boxes (EB-15) \$2.90 Each

ROLL - AWAY - NEST

The eggs just roll beneath a covered part of the sturdy wire baskets keeping your eggs clean and safe!

No straw or shavings required after training period!

The roost bar can be raised at night to close the nest to keep it clean.

The nest holes are designed for leghorns as well as larger breeds. Allow one nest hole for every 5 hens.

We do not recommend roll-a-way nests to be used in combination with conventional nest boxes in one coop.

Some assembly is required. Sold unpainted.

WOOD 4 HOLE ROLL-A-WAY: For up to 20 hens (WFT-4) **\$237.90**

WOOD 10 HOLE ROLL-A-WAY: For up to 50 hens (WFR-10) **\$475.80**

METAL 10 HOLE ROLL-A-WAY: Not shown (MRF-10 RAW) **\$740.60**



6 HOLE NEST

(P-6HN) **\$370.90**

Highly durable and well ventilated.

Made from galvanized steel and heavy duty plastic with removable plastic bottoms to allow for complete sanitation, and greatly reducing the risk of mites and lice, making the entire nest very easy to keep clean.

High front and back panels help eliminate scratching of liter out of nests.

Dimensions are 36" L x 35 1/2" H x 12 1/4" W
Hole sizes are 7" x 11 1/2"




POULTRY PROCESSING EQUIPMENT (Seven Oaks Manufacturing)



POULTRY PLUCKER KIT - BUILD YOUR OWN CABINET

This kit has all the hardware you need; just add a cabinet and a motor.
Includes 7" diameter steel drum, 28 plucker fingers, shaft and bearings, 2 pulleys, and V-belt.

Plucker Kit (PP-K) **\$297.50**
Plucker Motor Only (PP-M) **\$239.90**
Purchase New Motor with a Plucker Kit **\$224.90**



CHAMPION POULTRY CRATES (CRATES-WQ)

Rugged stackable crates stand up to years of use. Holds approx. 20 leghorns, 10-12 broilers. Dimensions: 38"x22.5"x10"
Ships unassembled for economical shipping!
1-5 pieces, each **\$80.60**
6 or more, each **\$72.50**



KILLING CONES

Made from 26 gauge galvanized steel. made in two sizes:

CHICKEN SIZE (D-72) **\$47.70**
TURKEY SIZE (D-73) **\$77.90**



POULTRY PLUCKING FINGERS

Heavy duty rubber fingers.
3" plucking finger (PPF-3) **\$2.40**
5" plucking finger (PPF-5) **\$2.40**



POULTRY KILLING KNIFE

Overall length 7½", blade length 3½", point is sharp on both sides.

Killing Knife (KK-128) **\$47.00**



LUNG REMOVER

Turkey (T-LUNG) **\$125.40**
Chicken (M-LUNG) **\$109.70**



CHICKEN LEG CATCHER

Catches chickens quietly without exciting the bird and holds leg tight with loop hook
Oversize charges apply to mail.

Leg Catcher (635) **\$23.80**



FEATHEROFF

A special compound developed to aid in removing the feathers of chickens, fowl, ducks, geese, turkeys and game birds. 340g.

Feather-Off (F-12) **\$7.40**

Poultry Pluckers and Scalders

Looking to streamline your poultry processing? The Featherman pluckers and scalders offer reliable and efficient solutions. Designed to save time and effort, with thorough feather removal and perfect scalding every time, giving you professional-grade results with ease!

THE FEATHERMAN PRO PLUCKER

Simply scald chickens, then drop 4 or 5 birds into the tub and in 20-30 seconds or less, the birds will be picked clean. No pin feathers, no backache. Simple to use & easy to clean.

1hp motor, 15:1 speed reducer for more power, tub and housing constructed of high density UV resistant food grade molded plastic, knee high waterproof switch, ultra soft plucking fingers.

Capable of plucking 3-50 lb. of chicken or turkey in less than 1 minute!

Capacity: 50 pounds of birds, optimum 30 pounds, Tub diameter: 22 inches, Height: 33 inches
Footprint: 25 x 28 inches, Weight: 125 lbs. / Motor: 1 hp 115 Volts. Made in USA.

Chicken Plucker (PRO-P) **\$3,680.30**
Turkey Plucker (PRO-T) **\$4,619.80**



THE FEATHERMAN SCALDER

The goal: No pin feathers. Period. This only happens with a perfect scald.

The Featherman Scalders hold a constant water temperature to help you achieve that perfect scald.

Made of 16 gauge stainless steel with a 100,000 BTU propane burner, temperature control within a five degree range, and sized for four chickens at a time (40 gallon). Works well for turkeys too!
Drain valve, full protective rim, side-mounted chimney and cover tarp are all standard features.

Scalder: (PRO-S) **\$3,587.40**



FEATHERMAN MANUAL DUNKER WITH SHACKLE

Mounts on the corner and locks into place on the Featherman Scalders in about 5 seconds. No tools required!

The dunking arm pivots left and right, making loading and unloading birds easy. Adjustable spring tension allows for effortless dunking. The up-and-down action aids water penetration to loosen feathers. Shackle can hold up to 1 - 5 broilers of any weight at one time.

Dunker/Shackle (PRO-DS) **\$919.20**



COMBINATION PRICE Plucker & Scalders - SAVE \$50

MISCELLANEOUS (Seven Oaks Manufacturing)



STOP PICK

To help prevent and stop cannibalism apply on injured birds plus about 10% of flock. It is distasteful to birds and they stop picking. 170ml (SP-170) **\$25.40**

Do not use on open wounds!
Contains Cayenne Pepper!
 Petroleum Jelly is recommended for open wounds; check your light, feed and temperature for the cause of the picking.



POUL-VITE

A powder vitamin supplement containing a blend of Biotin, Vitamin A, Vitamin D3, Vitamin E, Vitamin B12, Niacinamide (B3), Riboflavin (B2), Pyridoxine HCl (B6), Thiamine HCl (B1), Pantothenic Acid, and Folic Acid. It is a water-soluble premix designed to provide a head start (first 4 days) for chicks. It can also be used to supplement the diet of chickens and turkeys that have experienced reduced food intake.

Mix ½ Teaspoon of Poul Vite per gallon of water
 100g (PVITE100G) **\$7.90**

E LYTES (ELECTROLYTES) PLUS



A water soluble multi-vitamin and electrolyte mixture for livestock that can help in stimulating appetite during periods of stressful conditions. Not recommended for baby chicks due to high sodium content.

400g. (ELP-400G) **\$20.90**



GERME-ZONE

A very effective and beneficial antiseptic for cuts, scratches, abrasions, wounds and burns. Apply to the skin and semi-exterior mucous membrane for poultry and stock. On cuts and wounds it may be applied full strength and will not injure tissue. An antiseptic wash may be made by diluting one part of Germe-Zone with 25 parts of water.

500ml (GZONE) **\$9.40**

VIRKON



Broad-spectrum virucidal, antiericidal and fungicidal disinfectant. 50g. package. mix to 5 liters water.

50G. (VK-50) \$ 9.10
 5 KG. (VK-5) \$313.10

VIROCID



Highly concentrated, broad spectrum disinfectant. Non-corrosive (5 Liter) each (VIR-5) **\$215.10**

DOKTOR DOOM LICE KILLER



For use in poultry houses to control poultry lice and exposed stages of darkling beetles, spray roosts, walls and nests or cages thoroughly. This should be followed by spraying over the birds with a fine mist.

550g (DOKDOOM) **\$37.80**

FOOT BATH SANITIZING MAT



Recommended to prevent the spread of germs and bacteria. 24"x32" Rubber Finger Mat. Holds approx. 2 litres of disinfectant. Easy to clean.

(FBS) **\$144.10**


FLY RELIEF DISPOSABLE BAG



Attract and kill flies safely. Scientifically developed fly attractant with pheromones work wonders without the use of insecticides making this product an environmentally safe control.

(GFRT) **\$17.50**

DISPOSABLE COVERALLS & BOOT COVERS



Breathable polypropylene material provides a lightweight protective barrier. Zip front, elastic hood and wrists, non-allergenic, resists mildew

Coveralls (DIS-COV) **\$7.40** (each)
 Boot Covers (DIS-BOOT) **\$3.80** (pair)



REPEATER MOUSE TRAP

Multi-catch indoor/outdoor metal mouse trap. Chemical free and safe to use around humans and animals, clear see-through top, No bait needed, fully re-usable

(RMT-636) **\$12.40**

MISCELLANEOUS (Seven Oaks Manufacturing)



LEG BANDS: 50 per pack		
5/16" Pigeon	(2105)	\$13.00
7/16" Bantam	(2107)	\$13.00
9/16" Leghorn	(2109)	\$14.00
11/16" Heavy Breed	(2111)	\$14.50
3/4" Ducks	(2112)	\$16.00
7/8" Turkey Hens/Geese	(2114)	\$18.00
1" Turkey Toms	(2116)	\$18.50



PEEPERS WITH PINS
25/pkg.
(N-PHIM) **\$12.50**



BEAK GUARDS WITH PINS:
25/pkg.
(BG3-CAGE) **\$12.50**



PHEASANT HOODS WITH PINS:
25/pkg.
(HOOD-L) **\$12.50**



PLIERS
Standard economic pliers
(PLIER) **\$38.80**

STOREY'S PUBLICATIONS: (WHILE SUPPLIES LAST)

Raising Amazing Chicks - the first 7 days	(BRAC)	\$24.99
Guide to Raising Dairy Goats	(BRRDG)	\$34.95
Guide to Raising Rabbits	(BRRMW)	\$34.95
Guide to Raising Turkeys	(BRYOT)	\$27.95
Your Puppy, Your Dog	(YRPUPP)	\$10.95
Pocketful of Poultry - out of print	(BPP)	\$14.95
Reinventing Chicken Coop	(BRCC)	\$26.95
Anyone Can Build A Whizbang Chicken Scalders	(BWSPB)	\$31.50
Anyone Can Build A Tub-Style Mechanical Chicken Plucker	(BWPPB)	\$31.50




Self-locking Door Kit & Chicken Guard: (CG-COMBI-XSLD) **\$352.67**

Dimensions: 13"x13"x4" (In box)
Powered by USB or batteries (4 x AA alkaline - not included)

Protect your flock from afar!
Simply install the door in your coop,
program the motor, and you're done!

- Programmable timer
- Adjustable light sensor
- Lifts 2kg/4lbs
- Extra powerful motor
- Fully featured LCD display
- Automatic Stop Feature
- Automatic Door Calibration
- Low maintenance
- Manually open and close
- No complicated wiring

(While quantities last)



FOGMASTER TRI-JET: 120v

Fogmaster's original tri-jet design
continues to set the standard against
which all others are measured.

Maintenance-free, reliable and durable, it can be used indoors or outdoors disinfecting and mitigating odors, controlling mold and mildew, aiding in flood and fire damage restoration, controlling mosquitoes, flies and other insects and many other applications.

Fogmaster (FM-620810) \$688.10

ROCHESTER HATCHERY

A DIVISION OF KAMLAH FARMS AND HATCHERIES

ROCHESTER HATCHERY AGENTS

ALBERTA

BROOKS

PETS N PASTURES
(403) 362-3296

HINES CREEK

PEIFER FEEDS
(780) 835-8540

RED DEER

CENTRAL AB CO-OP RED DEER
(403) 341-5600

ST. ISIDORE

ST. ISIDORE CO-OP
(780) 624-3121

CROSSFIELD

CENTRAL ALBERTA CO-OP
CROSSFIELD AGRO
(587) 819-0787

INNISFAIL

CENTRAL ALBERTA CO-OP
INNISFAIL HOME CENTRE
(403) 227-4999

RIMBEY

JEMCO FEEDS &
SUPPLIES
(403) 843-3000

SUNDRE

SUNDRE FARM & FEEDMILL
(403) 638-3959

ECKVILLE

CENTRAL ALBERTA CO-OP
ECKVILLE FARM CENTRE
(403) 746-2011

LA CRETE

HORIZON FEED &
FARM SUPPLY LTD.
(780) 928-4444

ROCKY MOUNTAIN HOUSE

ROCKY FEED SOLUTIONS
(403) 845-7766

VEGREVILLE

SR FEED & FARM SUPPLY
(780) 631-9290

GOOD FARE

HH FARMSTORE LTD.
(780) 832 7357

LEDUC COUNTY

COWBOY CREEK
(780)717-2442

SPRUCE VIEW

CENTRAL ALBERTA CO-OP
SPRUCE VIEW FARM CENTRE
(403) 728-3209

WINFIELD

WINFIELD FEED & FARM
SUPPLY
(780) 682-2493

HIGH LEVEL

LA CRETE CO-OP
(780) 926-8837

PINCHER CREEK

PINCHER CREEK CO-OP LTD.
(403) 627-3606

STONY PLAIN

NORTH CENTRAL CO-OP
HOME CENTRE
(780) 963-2272

BRITISH COLUMBIA

ABBOTSFORD

BUCKERFIELD'S - ABBOTSFORD
(604) 556-7477

CRESTON

RED BARN FARM
(250) 428-6784

OSOYOOS

BLUE BARN PET & HOBBY FARM LTD.
(250) 495-0480

SMITHERS

SMITHERS FEED STORE LTD.
(250) 847-9810

BLACK CREEK

BLACK CREEK FARM &
FEED SUPPLY LTD.
(250) 337-8922

DAWSON CREEK

DAWSON CO-OP UNION
(250) 782-3371

PARKSVILLE

BUCKERFIELD'S - PARKSVILLE
(250) 248-3243

TERRACE

BLUE BARN PET &
HOBBY FARM LTD.
(250) 635-2583

BURNS LAKE

P&B FEEDS N NEEDS
(250) 692-3276

DUNCAN

BUCKERFIELD'S - DUNCAN
(250) 748-8171

PRINCE GEORGE

OSPIKA PET & FARM SUPPLIES
(250) 563-1993

TLELL

RANCH FEEDS
(250) 557-4276

CASTLEGAR

BLUE BARN PET & HOBBY FARM LTD.
(778) 460-2583

KAMLOOPS

THE HORSE BARN
(250) 374-3511

QUESNEL

FOUR RIVERS CO-OP - QUESNEL
(250) 992-7274

VANDERHOOF

FOUR RIVERS CO-OP
(250) 567-4464

CHILLIWACK

THE MILL STORE
(604) 792-0678

KELOWNA

BUCKERFIELD'S - KELOWNA
(250) 860-2346

ROCK CREEK

FREEMAN'S COUNTRY SUPPLY
(250) 446-2899

VERNON

BUCKERFIELD'S - VERNON
(778) 475-8958

CLEARWATER

NORTH VALLEY SUPPLY LTD
(250) 674-3386

LANGFORD

BUCKERFIELD'S - LANGFORD
(250) 940-4499

SAANICHTON

BUCKERFIELD'S - SAANICHTON
(250) 652-9188

WEST KELOWNA

BUCKERFIELD'S - WEST KELOWNA
(250) 768-8870

COURTENAY

TOP SHELF FEEDS
(250) 897-3302

NANAIMO

BUCKERFIELD'S - NANAIMO
(250) 753-4221

SALMON ARM

BUCKERFIELD'S - SALMON ARM
(250) 832-8424

WILLIAMS LAKE

BEAVER VALLEY FEEDS
(250) 392-6282



ROCHESTER HATCHERY
1-888-698-3965
WWW.ROCHESTERHATCHERY.COM
CUSTOMERSERVICE@ROCHESTERHATCHERY.COM
9420 - 109 Street, Westlock, Alberta T7P 2R4
TEL: (780) 307-3622 Fax: (780) 307-3623
Seven Oaks Distributing: 1-800-661-6991

